



UNSW Engineering Welcome Guide





Welcome from UNSW Engineering Student Society Presidents



George Dalianas EngSoc President

Welcome to the very first step in the amazing journey that university life is! It feels just like yesterday when I was in your shoes, feeling the excitement of O'Week yet the daunting prospect of a whole new world ahead of me. This guide will give you insight to some of the amazing opportunities and programs UNSW Engineering offers – any older student will tell you to get involved in as much as you can.

My biggest piece of advice would be to meet as many people as possible and make strong connections. Do this through joining societies, going to camps or even just talking to people in tutes. First year is the best time to make the best memories. Be involved, make a bunch of mates, and the memories will follow.

Don't be afraid to talk to older students as well. Finding someone you can look up to as a mentor will be an extremely valuable throughout your uni life. Even if it's just advice like what toilets to avoid (trust me there are many) or the best coffee on campus (make sure you meet Niko the barista at Q-lounge) you'll find it goes a long way.

I hope student life at UNSW will be amazing for you!

Good luck!

George
Civil Engineering and Commerce Student

Nadeesha Pallegedera Women in Engineering (WIESoc) President

For me, going into my first year of university felt like my first day in Year 7. There were countless unfamiliar faces, a complete change in working pace and for me, the most scarring memory, was looking at 15 different buildings on a map and still not knowing where my Physics class was.


So let this guide be your extensive cheat sheet, mapping out exactly who you can talk to and what amazing opportunities university really does hold. Before we delve in, let me enlighten you with my top 2 tips to ease your transition into this exciting stage in your life:

- 1. Download the Lost on Campus App:** This app acts as a university Google Maps, illustrating not only where all the buildings and lecture theatres are on campus, but other facilities including cafes, toilets, microwaves and parking! I would be lying if I said I didn't use the app every once in a while, to this day!
- 2. Get involved:** I couldn't begin to list the opportunities UNSW has to offer! Whether your interests lie with particular societies, volunteering missions or Student Projects there really is something for everyone. Don't be afraid to sign up for whatever you want because this is your time to truly explore yourself and your interests.

Good luck everyone and go get 'em!

Nadeesha
Electrical and Biomedical Engineering Student

Getting Started



Once you have accepted your offer and you would like more information on next steps, visit the **Getting Started** website for more information about how to:

- Enrol in your courses
- Getting your student ID card and setting up your university email address
- Finding your way around campus and lots more

***Please note** – there may be a delay between when you accept your offer and when you can enrol in your courses

The Challeng Program

From your second year join a real world project via **The Challeng Program!**

Courses on offer in the Challeng Program count as electives, so make sure you plan ahead with your electives selections to allow enough space in your degree.

The Challeng Website

Stay connected:

Don't miss amazing opportunities

Keep engaged via the below channels

- ENGSCOPE Student newsletter - Delivered to your UNSW student email. It's your direct source for student news and events and career opportunities.
- UNSW Engineering website: **'The Study with Us'** and **'Student Life'** pages have a lot of helpful information.

10 Most Important Steps

1. Enrol in courses – for more information please visit the **Getting Started website**
2. **Get a student ID card**
3. Access your **UNSW email**. Click **here** for more instructions
4. Complete the **compulsory ELISE quiz**
5. Make a booking to do your **Makerspace Safety Induction Badge** (a must for DESN1000)
6. Follow **UNSW Engineering on Facebook**
7. Attend **Engineering Welcome during O'Week**
8. **Visit the Student Wellbeing page** which offers a heap of support services
9. **Checkout the UNSW Handbook**, your guide throughout your degree for subject selection
10. Any questions? **Visit the Nucleus: Student Hub**
11. Visit your lecture theatres, tutorial rooms or labs before your first class so you don't get lost. **See UNSW campus maps.**

UNSW Students and Staff built and participated in the Mardi Gras Parade!





Biomedical student and client from Biomechanics of Physical Rehabilitation course working together

Key Dates

Key dates for enrolment, census and exams can be found [here](#). A simplified view of exam and term-break dates can be seen via the [academic calendar](#).

Moodle & Microsoft Teams

Moodle and Microsoft Teams are learning platforms used to deliver your courses. You will access lecture recordings, tutorial notes and course materials via these sites throughout your degree.

[Moodle support](#)

[Microsoft Teams Support](#)

The Nucleus: Student Hub

The Nucleus: Student Hub is a one-stop-shop for student services. Whether you need an ID card, official documentation, enrolment support or help understanding your program, we're here to either give you the answers you need, or connect you with someone who can.

Website: nucleus.unsw.edu.au/contactus

Enquiry forms: unsw.to/webforms

Got questions? [Go the FAQ's page](#)

Useful Terminology–Lingo

Program = Degree e.g Bachelor of Engineering (Mechanical & Manufacturing Engineering)

Plan = Majors - e.g Mechatronic Engineering or Aerospace Engineering

Course = Subject – e.g ENGG1000, MATH1131 or PHYS1121

Checkout the UNSW Handbook

This is your guide to your degree, major and courses throughout your study at UNSW. It specifies which courses you must complete, and if applicable, in which year. It also provides information on electives and general education subjects on offer.

➤ www.handbook.unsw.edu.au

Flexible First Year

Are you a Flexible First Year Student?

[Then check out this page.](#)

Elective Courses

Want to check out the Elective Courses on offer [click here](#).

Enrolment Sequences

Check out suggested study plans [click here](#).



You are always expected to manage your own enrolment and class schedule.

Remember if you want to join The Challeng Program from your second year you need to plan to save elective space in your degree.

Creating your timetable

Enrolling involves not only selecting which courses (i.e. subjects) to enrol in, but also which specific courses you would like to attend for your lectures, tutorials and labs. Sometimes you will have a lot of options of times to choose from, and sometimes there will only one option.

Plan your term using a third-party online app like CrossAngles. Please note, these apps do not check course prerequisites and aren't managed by UNSW.

Useful Apps

CrossAngles allows you to drag, drop and move around class times to make the perfect timetable for you, whether that means less days at uni, sleeping in, or more breaks between classes.

Lost on Campus provides a map of campus buildings and rooms, as well as essential amenities like bathrooms, water fountains and microwaves. A must-have for students unfamiliar with the campus.

UNSW Services

Student Support Team

➤ <https://www.student.unsw.edu.au/advisors>

The Student Support Team is always there to help with personalised advice and information about university life, student visas, wellbeing, academic performance or if you need help but don't know where to go.

Our team of Student Support Advisors provide personal support and work with all students to promote the development of skills needed to navigate and succeed at university.

Mental Health Support

<https://www.student.unsw.edu.au/mental-health-support>

Sometimes finding the right support can be overwhelming and that's where Mental Health Connect can help. UNSW Mental Health Connect helps you find the support you need for your mental health, whether that be face-to-face or online.

Get connected to the right service here:

<https://www.student.unsw.edu.au/mhc>

UNSW Employability

<https://www.careers.unsw.edu.au/>

Careers and Employment provide services to assist students in the development of career management skills. These include workshops, online job search facilities, careers expos and one-on-one assistance to help with resumes and interview techniques. Sign up for their free fortnightly e-Newsletter service for upcoming events and current job opportunities..

Email: employability@unsw.edu.au

Equitable Learning Services

➤ <https://www.student.unsw.edu.au/els>

Equitable Learning Services (formerly Disability Support Unit) is a free and confidential service that provides practical support to ensure your health condition doesn't adversely affect your studies. The unit offers educational support and programs for any student who:

- Is managing a disability, health or learning difficulty, or is studying under difficult personal circumstances such as a demanding career, a single parent looking after a child with a disability or a student in day-release program
- Lives in regional or remote New South Wales
- Has the potential to succeed at university, but has never been encouraged to think about going
- Has encountered harassment or anti-discrimination from another student or staff member while on campus.

Appointments are to be made online through the website

<https://www.student.unsw.edu.au/els/contacts>

Email: els@unsw.edu.au



Join the ChallENG Program

Choose your ChallENG and change the world!

ChallENG is a program that prepares you for your future career, connecting students, academics and industry to work together on exciting, real world, project-based learning initiatives.

[Learn more.](#)



ChallENG yourself to work on research that changes the world

Apply in your first year to join a Vertically Integrated Project (VIP) team that you can start in from your second year of study.

In VIP you'll immerse yourself in research projects that solve real-world problems!

Experience innovation in action in a multi-disciplinary team with other like-minded engineers and gain highly sought-after technical and professional skills that you can apply to your engineering career in the future.

The VIP course ENGG2600 is a discipline elective for Engineering students. Make sure you get advice on mapping your degree so you have enough elective space to join a VIP team, and check out the VIP projects on offer.

[More](#)

STUDENT PROJECTS

Student competitions that are a real ChallENG

Got a competitive side? Engage in student projects such as AIAA UNSW Rocketry Team and work in multi-disciplinary teams with other engineers to achieve competition goals. Take advantage of enhanced learning experiences and the opportunity to make lifelong friendships, travel internationally and develop career networks.

[More](#)



HUMANITARIAN ENGINEERING

Solutions that improve lives and livelihoods!

By studying the Humanitarian Engineering, at UNSW you have the invaluable opportunity to apply sustainable and innovative technologies to help solve problems in disadvantaged communities, both in Australia and internationally.

[More](#)





Future Proof your Career by Joining the ChallENG Program.

I have only been a member of Sunswift for a couple of months, but it has quickly become my favourite thing about my 4+ years of uni so far. It is a project that it is grounded in the real world with incredible industry exposure and gives us students a very unique learning opportunity. With experienced mentors, professional workshops, detailed planning, and highly challenging engineering work, it feels more like an exciting startup company rather than a university project.

Benjamin Heina
Sunswift VIP Team
Mechanical Engineering Student

Courses in The ChallENG Program are electives. We encourage students early in their first year to seek advice from [Support Services](#) for help mapping their degree so they can participate in The ChallENG Program.

Quick Overview – Vertically Integrated Project

VIP is available to all undergraduates from the start of their second year. Check out the VIP projects and apply for a team in first year so you're ready to start in Term 1 of your second year of study.

- For Engineering students the VIP course counts as a Discipline Elective.
- The courses run across three consecutive terms each year: T1, T2 and T3 (2 UoC per Term) = 6UoC. This enables students to extend their project-based learning experience beyond a single semester.
- VIP prerequisites: You need to have completed 42 units of credit by the end of your first year and have done DESN1000.
NB: Computer Science and Food Science are exempt from DESN1000.

For more info: [VIP Student Info](#)
[Check out VIP projects on offer](#)

Got a question?

Email us at challeng@unsw.edu.au

Women in Engineering Program

Inspire | Engage | Empower






At UNSW, we're proud to have one of the largest women in Engineering communities in Australia, and our mission is to ensure you get the very best out of your time at uni.

The Women in Engineering Program helps you thrive at uni and beyond – to **inspire** you on your journey, to **engage** you with exciting initiatives and programs, and **empower** you as highly sought-after graduate in the field of your choice. From mentoring and fun events to professional and technical skill building – even opportunities to inspire the next generation of engineers – we've got your back!

- Our dedicated Women in Engineering program manager is here to help! Email wie@unsw.edu.au for anything you can't solve on your own – whether it's academic, personal or professional, we're here to support you
- Make sure you come along to our faculty supported events – join our term-by-term O'Week welcomes, International Women's Day, and more. [Stay tuned here!](#)
- Meet fellow first-years and receive mentoring from an older student to help you settle into uni with [WIESoc's Protégé Program](#)
- Register for WIESoc's [Industry Mentoring Program](#), and pair up with an industry mentor for career advice, networking opportunities and industry insights
- Jump into the [New Wave Program](#) and learn entrepreneurial skills in a women-only, two-week intensive start-up program and competition.
- Join a [student society](#) and celebrate university life with fun social events plus plus plus – from WIESoc to TWEET, WIRE, WIT and Robogals, there's something for everyone!
- Inspire the next generation of engineers by volunteering for workshops, challenges, blogs and more for our popular [Girls in Engineering Club](#) for high school girls interested in STEM. Pitch us your idea at wie@unsw.edu.au!

Stay in the loop on your socials

-  UNSW Women in Engineering
-  Women in Engineering Society
-  wie@unsw.edu.au



Maker Space Network

UNSW Engineering has three Makerspaces on campus covering everything from electronics, 3D printing, laser cutting, woodwork and metalwork. The Makerspaces are open to ALL students and we encourage you to drop by anytime and get involved.

“ Really embrace our unique maker culture. The Makerspaces give you access to top of the line tools and machinery to build whatever you can imagine. ”

Dylan Sanusi-Goh
Computer Science and Engineering student

The first step is registering on the UNSW Making website

➤ **Start Your Making Journey**

Our Makerspaces are places where you can work on course work, student projects or your own personal project and we provide free training for all equipment. We encourage sharing of ideas, collaboration and community.

Everything you need know including maps, training and opening hours can be found at

➤ **Engineering Makerspaces**

We run a Makerspace Volunteer Program (MVP) that starts in Term 2, drop by for a chat with any of our friendly Makerspace Ambassadors who have all been volunteers in the program. You can't miss them in their Hi-Vis UNSW Making T-shirts.

Student Societies

Want to make new friends, gain new skills and work as part of a team? There are hundreds of student societies at UNSW to get involved in! Below is a list of the student societies for the Faculty of Engineering and its schools. Follow them on Facebook and get involved in their programs and events!

[See all Engineering Student Societies!](#)



Engineering Society

➤ <https://www.facebook.com/groups/unswengsoc/>



Women in Engineering Society

➤ <https://www.facebook.com/wieunsw/>



Engiqueers

➤ <https://www.facebook.com/EngiqueersUNSW/>



Biomedical Engineering Student Society

➤ <https://www.facebook.com/UNSWBESS/>



Chemical Engineering Undergraduate Society

➤ <https://www.facebook.com/ceus.unsw/>



Women in Renewable Energy Society

➤ <https://www.facebook.com/WIREUNSW/>



The Women in Electrical Engineering & Telecommunications Society

➤ <https://www.facebook.com/unswtweet/>



CEVSOC

Civil and Environmental Engineering Society

➤ <https://www.facebook.com/cevsoc/>



Computer Science and Engineering Society

➤ <https://www.facebook.com/csesoc/>



Electrical Engineering Society

➤ <https://www.facebook.com/eeunsw/>



Mechanical Engineering Society

➤ <https://www.facebook.com/UNSWMECHSOC/>



Mineral and Energy Resources Engineering Society

➤ <https://www.facebook.com/UNSWMERESOC/>



Society for Photovoltaic and Renewable Energy Engineers

➤ <https://www.facebook.com/groups/resoc.unsw/about/>



UNSW Women in Technology

➤ <https://www.facebook.com/unsw.wit>

Get Ready for Industrial Training!



If you are undertaking an accredited Engineering degree, 60 days of Industrial training is a program requirement to complete before you graduate. You can start preparing yourself now to undertake your first placement midway through your degree.

Industrial Training is an opportunity to explore professional work experience related to your engineering degree. You will be applying your classroom theory to real-life work situations while gaining work experience and contacts in Engineering.

Here is how to get started:

1. Read this **Student Checklist**. It has everything you need to know about the Industrial Training Program.

[Industrial Training Student Checklist](#)

2. Enrol into the Faculty of Engineering Industrial Training Moodle to write a resume, prepare for an interview and get ready for your your Industrial Training. You apply here for approval before you commence a placement.

[Industrial Training Moodle course](#)

Self enrolment (Student)

Enrolment key



Enrolment Key = Eng5student

Questions?

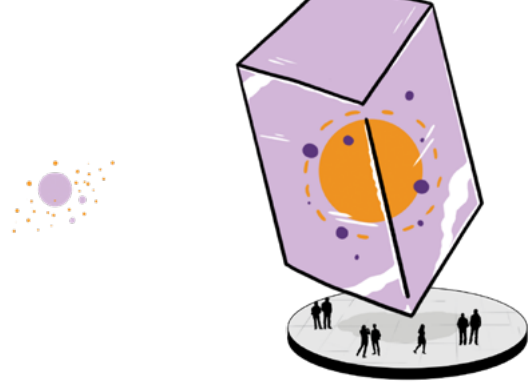
Contact the Industrial Training Office!

Email: eng.wil@unsw.edu.au

Check the Opportunity Announcements page on the Moodle for opening details or other updates.

➤ unsw.to/eng_industrialtraining

Handy Hints



How to get to Uni:

1. There are many public transport options to get to the UNSW Kensington campus. **Check it out here.**
2. The queues in the morning from central station can be ridiculous! Plan for it or organise afternoon classes.
3. If you're driving to UNSW, you'll need to arrive early to get a parking spot near campus. Parking is available at the Barker Street car park, but it's expensive - and a parking fine is worse!
4. TripView app: An absolute must for all commuters. Find in the app store.
5. Follow the link to get details on Student Opal Cards

➤ <https://www.student.unsw.edu.au/opal>

Food:

UNSW has no shortage of food and coffee joints. If you're on lower campus, Stellini Pasta Bar offers a wide range of tasty pastas, or you can visit Guzman Y Gomez for a burrito. On upper campus, Subway and Boost offer familiarity, or you can check out Southern Wok for a wide range of noodle and rice dishes. The Mathews food court offer a variety of cuisines from Indian to Japanese. If you're in the middle, visit Coffee on Campus to mix and match your own lunch (there are always lines during lunch time!). After class you can hit the Roundhouse for happy hour drinks with friends.

WH Smith:

The one-stop-shop for all stationery, lab needs and workbooks! Prices aren't too bad either! Located at the Quad (next to Q-Lounge) or at the top of the Basser Steps (near Boost).

IGA:

Just under the university terraces, IGA has all the snacks you could need.

Other Services

UNSW has other services available on campus such as:

- Banks (ATMS, CBA Branch)
- Australia Post
- Pharmacy
- UNSW Health Centre

See a full list of food and retail outlets on campus here:

➤ <https://www.estate.unsw.edu.au/food-retail/explore>

Campus Map:

1. UNSW is big, confusing and busy... the campus map is your best friend. Download and highlight your classes before day 1! Some of us even highlighted what looks to be a suitable path.
2. O-Week campus tours run by the Yellow Shirt leaders are a sure-fire way to get familiar with campus!
3. Download the Lost on Campus app before Day 1 and work out the route to your classes beforehand, so you're not walking in late in front of everyone!

Campus Map:

➤ <https://student.unsw.edu.au/maps>

Student support groups

This is a BIG one (trust us!). While your lectures are great, it's your classmates who get you through each course.

Join the Facebook page AND group chat for each of your courses. Ask questions, get reminded of due dates, get solutions and hints for quizzes and even get week by week revision notes from some of the best and brightest!

☞ Coffee lovers! Bring a keep-cup to save 50¢ and the environment at most cafes on campus.

Textbooks cost an arm and a leg. Unless your lecturer specifically advises, don't buy textbooks before you start uni! Also, always check for LEGAL online copies before hitting up the bookshop☞☞

Isabella Notarpietro
Chemical Engineering student

Study Hints!

University life is busy.
Hedge your bets and maximise
your marks!

1. **Every percentage counts:** DO NOT slack off any weighted work. Whether it's an 8% Maple coding test or a 1% weekly MMAN1300 quiz, do it and do it well. It might seem tedious but come end of term exams, having the comfort of an extra 15% you've worked hard for during the semester not only reduces stress but will often get you over the line if it's going to be a close pass!
2. **Attendance:** Attendance IS compulsory. Even if you feel as though you don't need to attend a class to pass, remember anything can happen in that final exam and you'll be livid if your overconfidence costs you! So trust us, turn up every time.
3. **Demonstrators \$\$:** Being a demonstrator in your later years not only looks great on the resume but it also puts a little extra cash in your pocket! Your lecturers will tell you about these opportunities when they arise.
4. **Study buddies:** Make your best effort to make some study friends! It'll help you more than you could imagine.



JOIN Arc
TODAY



EXPERIENCE EVERYTHING

CLUBS

From Knitting to Negotiation skills, our 300+ Clubs provide you with endless opportunities to explore your passions and try new things. Keen to get more involved in the Engineering community? Check out your faculty society EngSoc or find like-minded people at Engineers without Borders, Women in Engineering or Engiqueers.

VOLUNTEER

The gift that gives back. Take some time outside the classroom to get involved in community building, campus events or helping to make the world a more sustainable place. With dozens of programs available, there are heaps of opportunities to meet new people, expand your skills and make a real impact.

SPORT

Make a move! Combine your social life with exercise with Social Sport, Pick-up-and-Play, She Can events or at one of our 30+ Sport Clubs. Feeling competitive? Represent (and win!) at Nationals and intervarsity events throughout the year.

Arc is your gateway to a uni life full of adventure, opportunity and great memories. Join up, grab your shiny member sticker and get stuck in.

HELP

Engineering is a tough enough degree on its own, but sometimes life brings a little extra stress to the table. If you're dealing with tricky complications related to academic misconduct, special consideration, tenancy, contracts or employment, hit up Arc Legal & Advocacy for advice. Finding uni overwhelming? Check out Arc Wellness online for tips on self-care and wellness.

EVENTS

Burgers, bevs and bangin' parties. What else is uni about? Break free from the library to hit up Roundhouse for late night feeds, beer on tap, major ragers and unmissable weekly gigs.

HEAPS MORE

Head online to feast your eyes on our full range of member benefits, including major discounts, cheap trips and free bike repairs!

FOLLOW US FOR MORE

arc.unsw.edu.au

 ArcUNSW

 ArcUNSW

Contact Us

We look forward to welcoming you to
UNSW Engineering.

The Nucleus: Student Hub

<https://nucleus.unsw.edu.au/en/>

Submit an online enquiry

You can submit an enquiry via unsw.to/webforms

Join the queue before your visit

Instead of standing in line at The Nucleus: Student Hub, use your mobile device to reserve your place in our virtual queue.

1. Download the Uni-Verse app (requires log-in) to your phone.
2. Select the My Services icon. Queue wait times are displayed, so you can decide if you want to wait or reserve your place in the queue later.
3. Select the Nucleus Hub icon. Enter your mobile number and query details.
4. Select the Join the queue button.
You will receive an SMS when it's your turn.

Join us on social media for all the latest news and updates

 UNSW Engineering

 UNSWEngineering

 UNSWEngineering

 <https://www.engineering.unsw.edu.au/>

